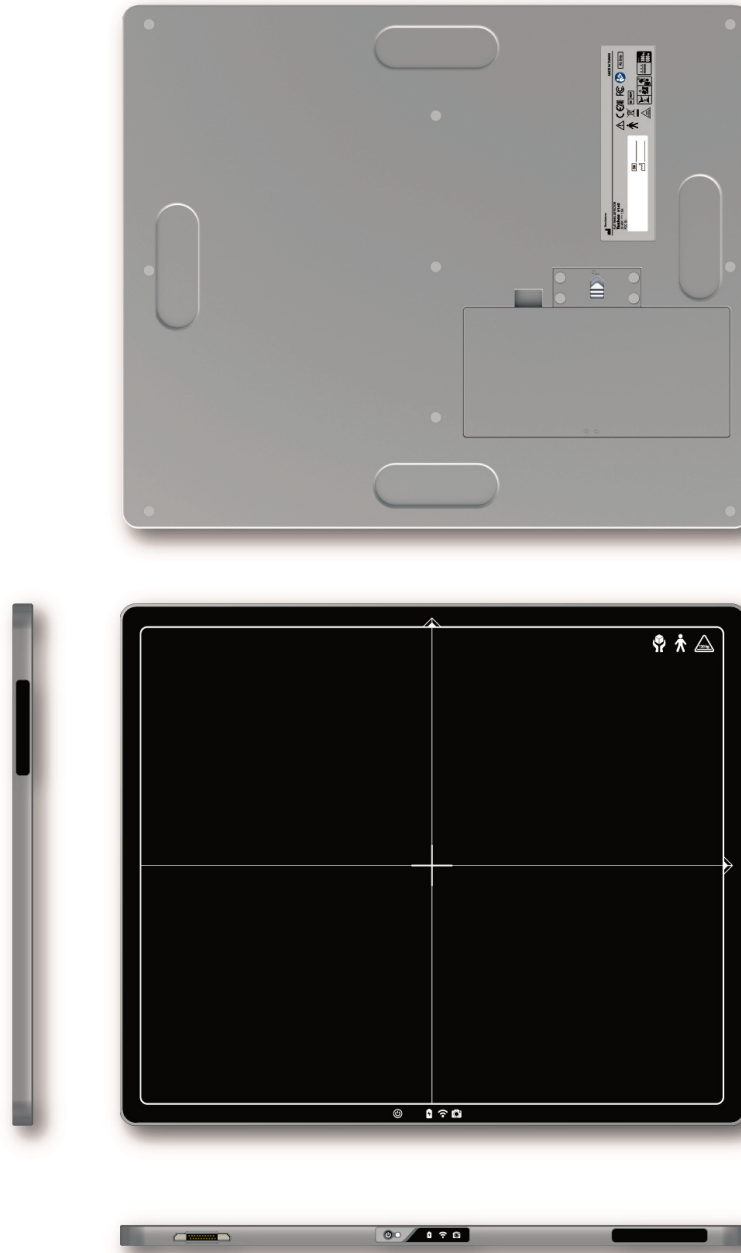


BLADEVIEW



FLAT PANEL DETECTOR

For Digital Radiography

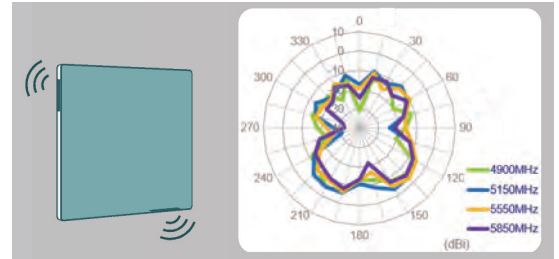


WHITE MOUNTAIN IMAGING

Manufactured by one of the leading producers of flat panel devices, the Bladeview panel offers state of the art performance and reliability.

Transfer in a flash

Specialized antenna design allows the detector to achieve fast image transfer and receive strong Wi-Fi signals anytime and anywhere. Built-in wireless communication supports IEEE 802.ac enabling a state-of-the-art transfer speeds. Full image can be received within 2 seconds.



Hotswappable Battery Design

Powerful battery lasts over 8 hours, allowing the panel to capture more than 1000 images sequentially without interruption. Battery can be swapped at any time without stopping, shutting down or having any power supply connected to the system. To prevent lost images, the last image is saved before the panel shuts down.

Featherweight Design

In order to enhance mobility, the detector weighs only 2.7kg (14" x 17") / 3.2kg (17" x 17") including the battery, making it effortless to carry around.



Easy Cleaning

The detector is IPX6-rated for water resistance, allowing the user to clean it easily.



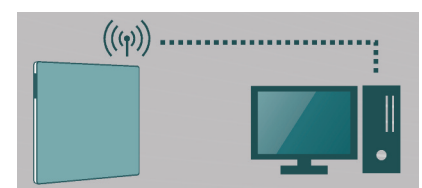
Self Management and Monitoring

Detector has built in sensors including temperature and gravity, which are constantly monitoring the panel even when the detector is in a powered off state.

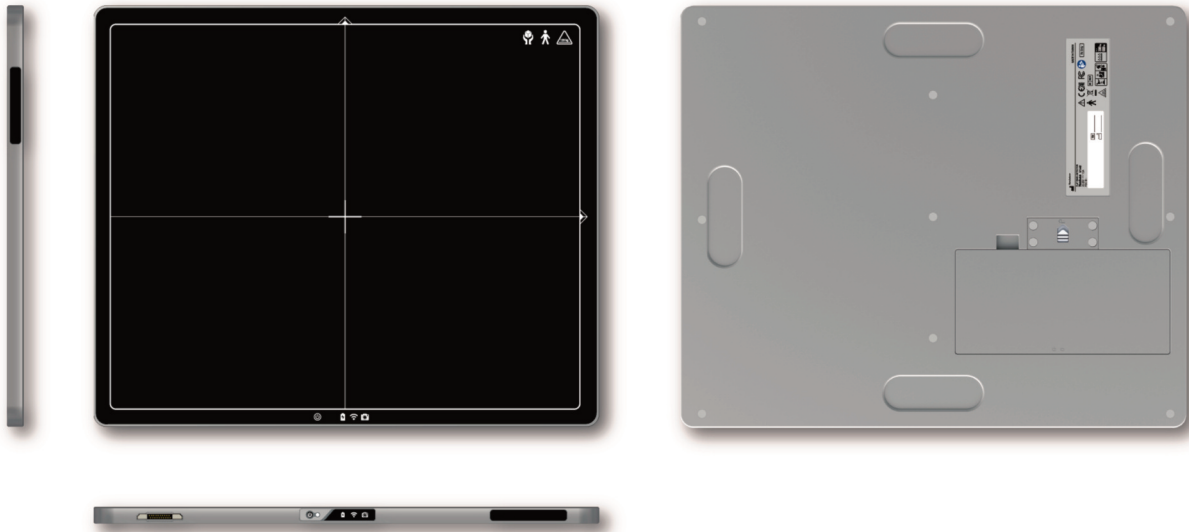


Access Point Mode

Equipped with an internal access point function, the detector can connect to a computer without any additional wireless hardware.



Overview



Specifications

	V 14	V 17
Dimension (ISO 4090)	383 x 460 x 15 mm	460 x 460 x 15 mm
Sensor array	a-Si photodiode	
Scintillator	CsI / GOS	CsI / GOS
Resolution	2500 X3052	3072 x3072
Pixel Size	140 µm	
Grayscale	16 Bit	
Wifi	802.11ac / 2 antennas / 2 scan to display / AP mode	
Drop height	70 cm	
Housing material	Mg-Al alloy	
Weight (battery included)	2.7 kg	3.2 kg
Waterproof	IPX6	
Durability (Face load / Point load)	300 / 120kg	
Battery Run Time	8 hours*	
Trigger mode	AED mode	
Log file	Log file, sensor data and other calibration data are available	
Accessories	Battery / Magnetic connector cable with ethernet and power	
Operation temperature / Humidity	10 ~ 35 °C / 15 ~ 80 %	

In SYNCH mode panel can capture an image every 30 seconds, up to 1000 images over an 8 hour period

